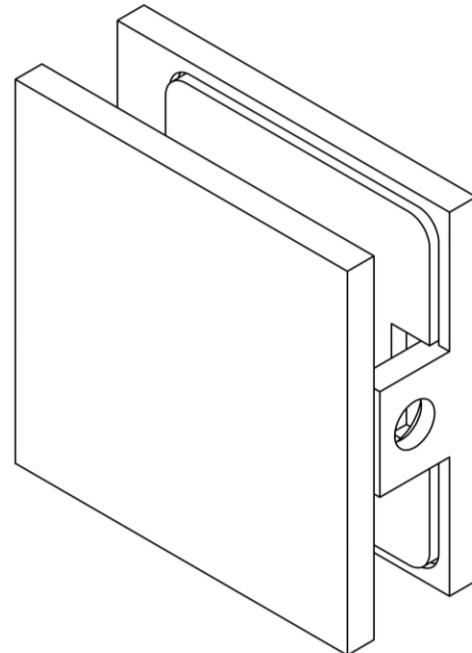
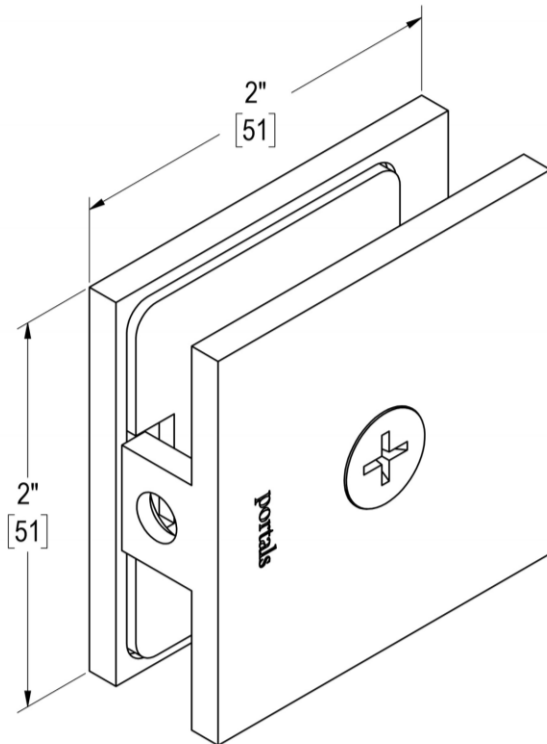


TAIGA

90° WALL-GLASS U-CLAMP

Product Code: 00305

portals



MATERIALS

Solid brass body, stainless steel fasteners, and clear polyurethane gaskets

FUNCTION DETAILS

- Used for mounting fixed glass panels directly to walls, floors, or ceilings.
- Mounting screw is hidden within clamp body, resulting in cleaner finished look.
- Integrated gaskets are adhered to clamps, fully isolating glass from metal and simplifying installation.

PRODUCT NOTES

- Item requires glass fabrication and should only be used with tempered safety glass.
- Compatible with many notch and hole cutouts.
- Stationary glass panels must be supported and attached along at least two sides, but the number of clamps needed to secure a panel depends on its size and weight. Type, number, and placement of clamps should be determined by a qualified installer.

CARE & MAINTENANCE

Portals products should be cleaned with water and dried with a soft cloth. Use of harsh or abrasive chemicals may harm finish and will void the warranty.

WARRANTY

Lifetime warranty for residential use covers defects in material and workmanship of this product.

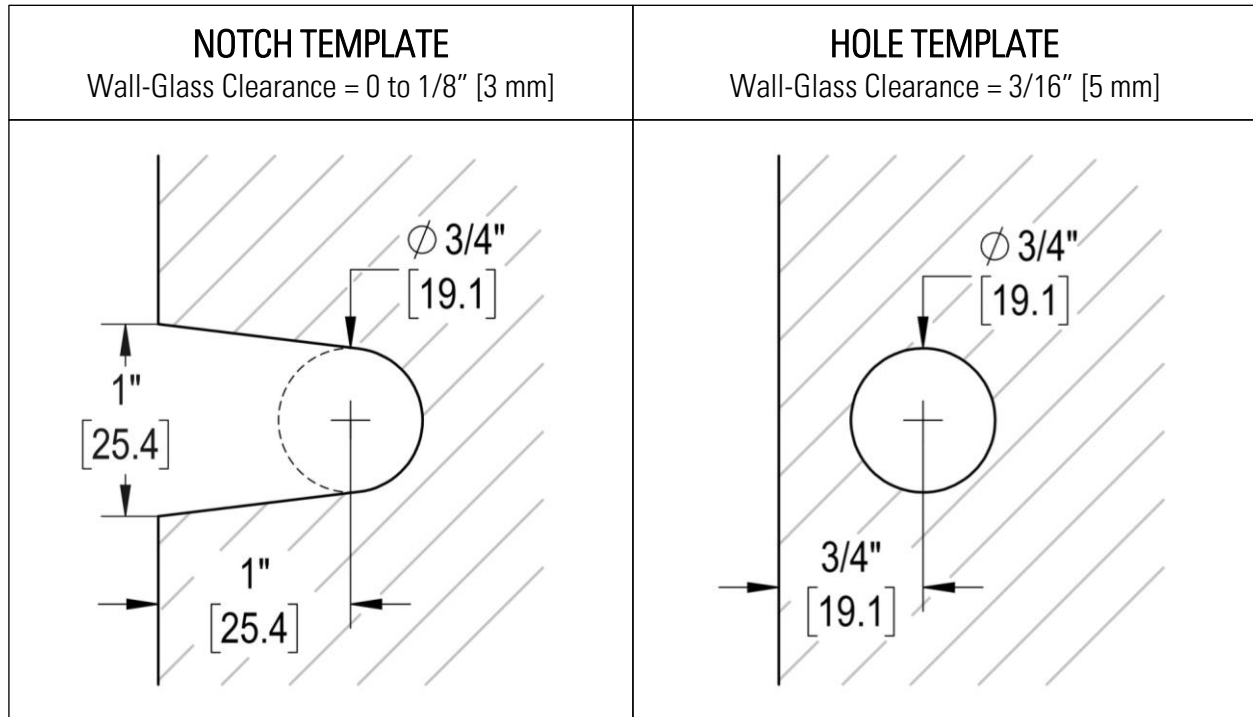
Glass Thickness
3/8" [10 mm] to 1/2" [12 mm]

TAIGA

90° WALL-GLASS U-CLAMP

Product Code: 00305

portals



TEMPLATES & CLEARANCES

- Item requires glass fabrication according to the template(s) provided.
- Select Hole template to reduce potential for glass slipping or Notch template for greater adjustability during installation.
- Selection of Notch or Hole template affects clearance distance between wall and glass panel: Smaller gaps allow a tighter fit and less water leakage.
- Clearance values must be taken into account when sizing doors and panels.

INSTALLATION NOTES

- Prior to installation, use alcohol pads to thoroughly clean areas of glass that will come in contact with gaskets. These areas should also be free of any protective coatings applied to the glass.
- Machine screws in clamping leaves should only be hand-tightened to 3 ft/lbs.
- Stationary glass panels must be supported and attached along at least two sides, but the number of clamps needed to secure a panel depends on its size and weight. Type, number, and placement of clamps should be determined by a qualified installer.

Glass Thickness
3/8" [10 mm] to 1/2" [12 mm]