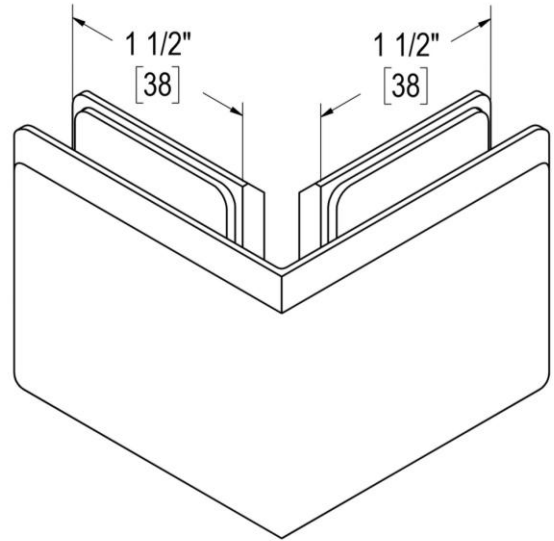
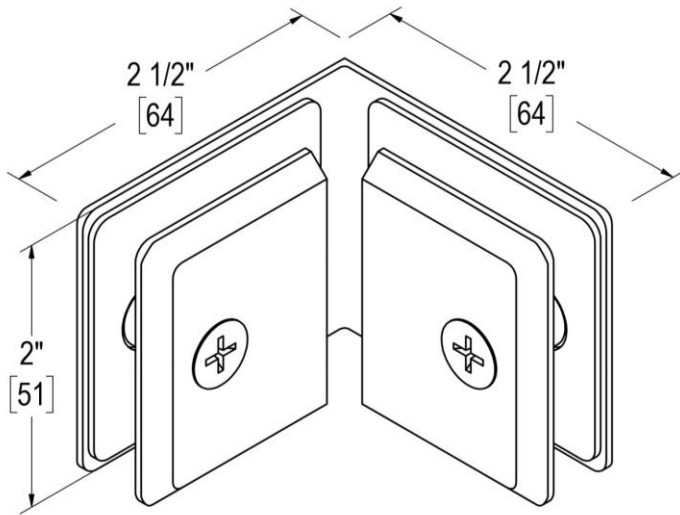


OCEANA

90° OUTSIDE GLASS-GLASS CLAMP

Product Code: 00356

portals



MATERIALS

Solid brass body, stainless steel fasteners, and clear polyurethane gaskets

FUNCTION DETAILS

- Used for connecting fixed glass panels at 90 degree corners.
- Clear gaskets fully isolate glass from metal.

PRODUCT NOTES

- Item requires glass fabrication and should only be used with tempered safety glass.
- Stationary glass panels must be supported and attached along at least two sides, but the number of clamps needed to secure a panel depends on its size and weight. Type, number, and placement of clamps should be determined by a qualified installer.

CARE & MAINTENANCE

Portals products should be cleaned with water and dried with a soft cloth. Use of harsh or abrasive chemicals may harm finish and will void the warranty.

WARRANTY

Lifetime warranty for residential use covers defects in material and workmanship of this product.

Glass Thickness
3/8" [10 mm] to 1/2" [12 mm]

OCEANA

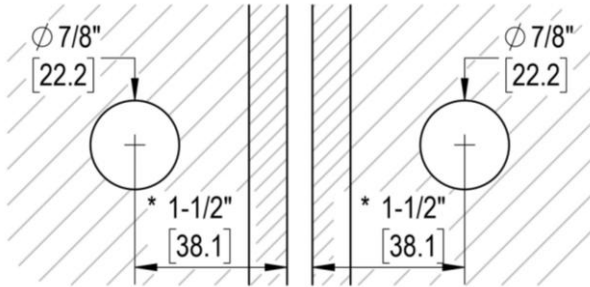
90° OUTSIDE GLASS-GLASS CLAMP

Product Code: 00356

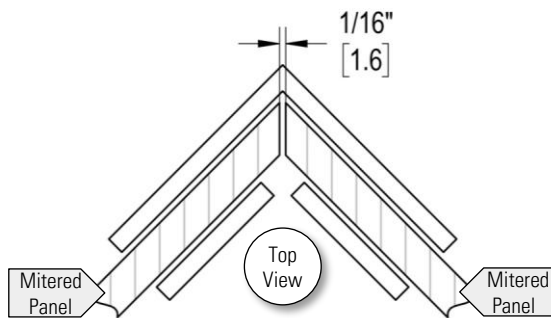
portals

45° MITERED TEMPLATE

Glass-Glass Clearance = 1/16" [2 mm]

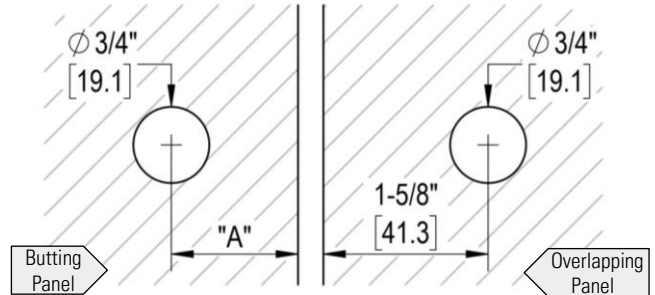


*Measure from *outside* edge of 45° miter

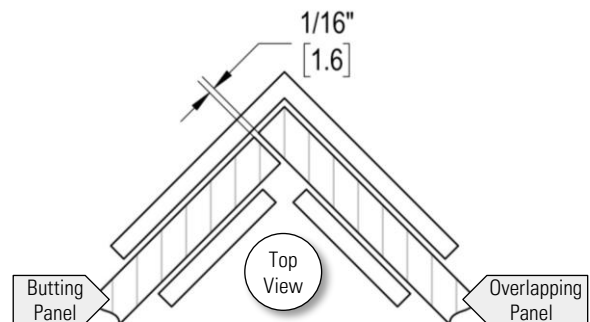


SQUARE TEMPLATE

Glass-Glass Clearance = 1/16" [2 mm]



"A" Dimension	Glass Thickness
1-3/16" [30 mm]	3/8" [10 mm]
1-1/16" [27 mm]	1/2" [12 mm]



TEMPLATES & CLEARANCES

- Item requires glass fabrication according to the template(s) provided.
- Panels can be mitered or overlapped at the corner.
- Hole cutouts greatly reduce potential for glass slipping.
- Clearance values must be taken into account when sizing doors and panels.

INSTALLATION NOTES

- Prior to installation, use alcohol pads to thoroughly clean areas of glass that will come in contact with gaskets. These areas should also be free of any protective coatings applied to the glass.
- Machine screws in clamping leaves should only be hand-tightened to 3 ft/lbs.
- Stationary glass panels must be supported and attached along at least two sides, but the number of clamps needed to secure a panel depends on its size and weight. Type, number, and placement of clamps should be determined by a qualified installer.

Glass Thickness
3/8" [10 mm] to 1/2" [12 mm]